

TABLE 4: HEIGHT DEVELOPMENT REQUIREMENTS

(1) Height Zone	(2) Number of storeys	(3)								
		Johannesburg	Sandton	Rodepoort	Randburg	Lenasia	Modderfontein	Wakerville	Edenvale	Peri-Urban Halfway House Annexure F Lethabong Westonaria Southern Jhb Region
A	3	0	0	0	0	0	0	0	3	0
		6	2	4	3	1	1	1	4	
		7	3	5		2	2	2	5	
		8	4	6		3	3	3	6	
			5	7		4	4	4	7	
			6	8		5	5	5	8	
			7	9		6	6	6	9	
			8	10		7	7	7	10	
			9	11		8	8	8	11	
			10	12		9	9	9		
			11			10				
B	5	5	1	3	2					
C	As per Clause 30	1		1	1				0	
		2		2					1	
		3							2	
		4								

TABLE 5: COVERAGE DEVELOPMENT REQUIREMENTS

(1) Height Zone	(2) Dwelling Houses, Dwelling Units, Residential Buildings	(3) Shops, Business Purposes, Institutional- Educational Facilities	(4) Industrial Purposes	(5) Other Uses
A	50% for one storey	50%	70%	70%
	50% for two storeys			
	40% for three storeys			
B	Residential 1: 60%	70%	85%	60%
	Residential 2: 70%			
	Residential 3: 80%			
C	100%	100%	100%	100%

TABLE 6: FLOOR AREA DEVELOPMENT REQUIREMENTS

(1) Height Zone	(2) Dwelling Houses, Dwelling Units, Residential Buildings, Institutional-, Educational Facilities	(3) Shops, Business Purposes	(4) Industrial Purposes	(5) Other Uses not found in Columns (2), (3) & (4)
A	1,2	2,1	2,1	2,1
B	2,4	3,0	3,0	3,0
C	4,0	4,0	4,0	4,0
NOTE	With regard to the Inner City see Annexure 17 (A/S 4458)			

TABLE 3: DENSITY DEVELOPMENT REQUIREMENTS


















Reference to B-series Map (Notation)	Number of dwelling houses per erf	Minimum area of erf in square meters (m ²)
	1	-
	1	100
	1	200
	1	300
	1	400
	1	500
	1	700
	1	800
	1	1 000
	1	1 250
	1	1 500
	1	2 000
	1	2 500
	1	3 000
	1	4 000
	1	6 000
	1	8 000

TABLE 7: BUILDING LINE RESTRICTION AREAS

(1) Use Zone and/or Land	(2) Size of Erf or Site or Height Zone	(3) Minimum Distance in meters between building line and street boundary
Residential 1, 2, 3, 4 & 5	Erven of 500m ² or less	1,0 m
	Erven larger than 500m ²	3,0 m
Agricultural Holdings & farm portions	Less than 9ha	9,0 m
	9ha and greater	30,0 m
All other Use Zones	Height Zones A and B	3,0 m
	Height Zone C	1,5 m

TABLE 8: ON-SITE PARKING REQUIREMENTS

LAND USE CATEGORY	REMAINDER OF CITY	PARKING ZONE B
		TOD CORRIDORS & NODES / PRASA, GAUTRAIN & BRT STATIONS / DEPRIVATION AREAS / ECONOMIC NODES
RESIDENTIAL		
Up to three habitable rooms	1,0 bay per unit plus 1,0 bay per three units for visitors	0,5 bays per unit plus 1,0 bay per three units for visitors
Four or more habitable rooms	2,0 bays per unit plus 1,0 bay per three units for visitors	1,0 bay per unit plus 1,0 bay per three units for visitors
Boarding houses, hostels, communes	0,5 bays per room	0,3 bays per room
Residential hotels, bed & breakfast, guest houses	1,0 bay per room	0,5 bays per room
Social/Inclusionary housing	0,75 bays per unit	0,5 bays per unit
Licensed hotels, motels	1,0 bay per bedroom plus 25,0 bays per 100 m² public rooms	0,5 bays per bedroom plus 10,0 bays per 100 m² public rooms
RELIGIOUS PURPOSES		
With seating provision	0,4 bays per seat	0,2 bays per seat
Without seating provision	25,0 bays per 100 m² of net prayer/meditation area	10,0 bays per 100 m² of net prayer/meditation area
EDUCATIONAL / INSTRUCTIONAL		
Primary and secondary schools	1,0 bay per classroom plus 0,1 bay per learner and 1,0 bay per additional teacher/trained administrator or staff	1,0 bay per classroom plus 0,1 bays per learner and 1,0 bay per additional teacher/trained administrator or staff
Nursery schools, crèches, day care centres	0,2 bays per child plus 1,0 bay per classroom	0,1 bays per child plus 1,0 bay per classroom
Universities, colleges, adult education, advanced technical education and other full-time education	0,4 bays per student plus 1,0 bay per classroom and 1,0 bay per additional trained / administration staff	0,2 bays per student plus 1,0 bay per classroom and 1,0 bay per additional trained / administration staff